

Materials List for:

Examining Local Network Processing using Multi-contact Lamina Electrode Recording

Bryan J. Hansen¹, Sarah Eagleman¹, Valentin Dragoi²

¹Graduate School of Biomedical Science, Neuroscience Program, University of Texas

²Department of Neurobiology and Anatomy, University of Texas

Correspondence to: Valentin Dragoi at valentin.dragoi@uth.tmc.edu

URL: <https://www.jove.com/video/2806>

DOI: [doi:10.3791/2806](https://doi.org/10.3791/2806)

Materials

Name	Company	Catalog Number	Comments
Nan microdrive system	NAN Instruments	NAN-S4	Figure 2. Custom clamps are needed to use the U-Probe. Everything mentioned with exception of the U-Probe is provided by NAN instruments.
Screw microdrives	MIT Machine shop		Anything that is able to secure a guide tube to the NAN grid should be appropriate.
Stainless Steel Guide Tubes	Small Parts, Inc.	B00137QHNS (1) or B00137QHO2 (5)	These are 60 in long and cut to size in the laboratory using a Dremel hand drill
Plexon U-Probe	Plexon	PLX-UP-16-25ED-100-SE-360-25T-500	See U-Probe specifications available at www.plexon.com Also see Figure 1.

Table 1. Hardware.





NAN software	 NAN Instruments		Computer interface requires an additional serial port to accommodate the Plexon system and the NAN hardware
Offline Sorter, FPAalign, PlexUtil, MATLAB programs	 Plexon		Under 'Installation Packages'
Neur-xplorer	 NeuroExplorer		Under 'Resources'
CSDplotter Version 0.1.1	 Klas H. Petterson		

Table 2. Software.