

Materials List for:

Measuring Neural and Behavioral Activity During Ongoing Computerized Social Interactions: An Examination of Event-Related Brain Potentials

Jason R. Themanson¹








¹Psychology Department, Illinois Wesleyan University

Correspondence to: Jason R. Themanson at jthemans@iwu.edu

URL: <https://www.jove.com/video/52060>

DOI: [doi:10.3791/52060](https://doi.org/10.3791/52060)

Materials

Name	Company	Catalog Number	Comments
Cyberball (Williams et al., 2000) computerized social interaction program	 https://cyberball.wikispaces.com		An Alternate set of computerized images can be used or created by the researcher
Neuroscan SynAmps2 64-Channel Amplifier with SCAN 4.3.1 Acquisition and Analysis Software	 Compumedics Neuroscan Neuromedical Supplies	9032-0010-01	Alternate amplifiers and EEG acquisition equipment and software can be used
STIM2 Complete Version 2.1 Stimulus Presentation Software	 Compumedics Neuroscan Neuromedical Supplies	666M	Alternate stimulus presentation software can be used
SynAmps2 Quik-Cap Sintered Ag/AgCl 64 Ch./Medium	 Compumedics Neuroscan Neuromedical Supplies	96050255	Alternate EEG caps can be used
Quik-Gel Conductive Gel	 Compumedics Neuroscan Neuromedical Supplies	92000016	Alternate EEG conductive electrode gel can be used
NuPrep	 Compumedics Neuroscan Neuromedical Supplies	92100025	Alternate skin preparation exfoliants can be used
Blunt needle and syringe kit	 Compumedics Neuroscan Neuromedical Supplies	104207	Needle and syringe kit is used to apply conductive gel to electrode embedded in the EEG cap